









## Figurative Language





<b>Term</b>	<b>Definition</b>	<b>Example</b>
<b>Simile</b> 	Compares using “like” or “as”	<i>Busy <u>as</u> a bee.</i>
<b>Metaphor</b> 	Compares without using like or as	<i>You are what you eat.</i>
<b>Personification</b> 	Human characteristics to animal or object	<i>My teddy bear takes a bubble bath.</i>

Term	Definition	Example
<b>Alliteration</b> 	Repeats initial letter or sound	<i>She sells seashells by the seashore.</i>
<b>Onomatopoeia</b> 	Imitates natural sounds	<i>Snap, crackle, pop</i>
<b>Hyperbole</b> 	Exaggerates	<i>Pancakes a mile high</i>

From top: alexsandr-mansurov-ru/iStock/Thinkstock; bod\_stock/iStock/Thinkstock; AlinaMaksimova/iStock/Thinkstock; Nicolaiivanovici/iStock/Thinkstock; olegtoka/iStock/Thinkstock; dkgilbey/iStock/Thinkstock


On Day 3 the teacher will make two adjustments to the review process. The teacher will remove the example, forcing the students to recall it using only the visual cue and definition. Also, the teacher will inform the students that the tempo for reciting the chart will be faster because that will help them remember more efficiently.






Figurative Language		
Term	Definition	Example
<b>Simile</b> 	Compares using “like” or “as”	
<b>Metaphor</b> 	Compares without using like or as	

Term	Definition	Example
<b>Personification</b> 	Human characteristics to animal or object	
<b>Alliteration</b> 	Repeats initial letter or sound	
<b>Onomatopoeia</b> 	Imitates natural sounds	
<b>Hyperbole</b> 	Exaggerates	

From top: aleksandr-mansurov-ru/iStock/Thinkstock; bod\_stock/iStock/Thinkstock; AlinaMaksimova/iStock/Thinkstock; Nicolaiivanovici/iStock/Thinkstock; olegtoka/iStock/Thinkstock; dkgilbey/iStock/Thinkstock

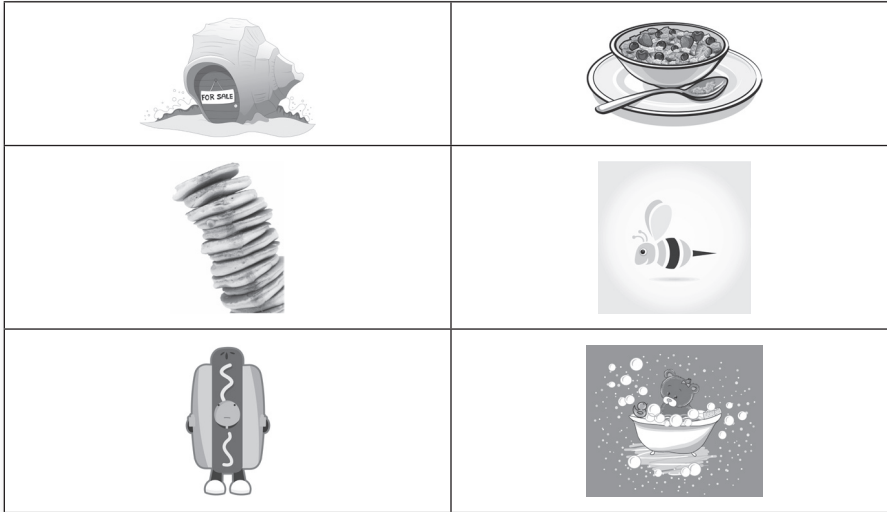
On Day 4 the teacher will eliminate the definitions, forcing the students to recall another aspect of the chart using only the visual cue and the example. The teacher will again increase the tempo.

Figurative Language		
Term	Definition	Example
<b>Simile</b> 		<i>Busy <u>as</u> a bee.</i>

Term	Definition	Example
<p><b>Metaphor</b></p> 		<p><i>You are what you eat.</i></p>
<p><b>Personification</b></p> 		<p><i>My teddy bear takes a bubble bath.</i></p>
<p><b>Alliteration</b></p> 		<p><i>She sells seashells by the seashore.</i></p>
<p><b>Onomatopoeia</b></p> 		<p><i>Snap, crackle, pop</i></p>
<p><b>Hyperbole</b></p> 		<p><i>Pancakes a mile high</i></p>

From top: alexsandr-mansurov-ru/iStock/Thinkstock; bod\_stock/iStock/Thinkstock; AlinaMaksimova/iStock/Thinkstock; Nicolaiivanovici/iStock/Thinkstock; olegtoka/iStock/Thinkstock; dkgilbey/iStock/Thinkstock

On Day 5 the teacher removes the definitions and the example and has the students recite the chart using only the visual cue. That means whenever students do figurative language in the future, all they have to do is remember the picture to bring back the definitions and the examples. Then have the students repeat the chart, first at a slow rate of speed, then faster, and faster, until they have exhausted their limits. It is clear that this approach meets all the rules for achieving long-term potentiation because it provided repetition, reduced language, and brain-based strategies.



From top: alexsandr-mansurov-ru/iStock/Thinkstock; bod\_stock/iStock/Thinkstock; AlinaMaksimova/iStock/Thinkstock; Nicolaiivanovici/iStock/Thinkstock; olegtoka/iStock/Thinkstock; dkgilbey/iStock/Thinkstock

The second step is to identify principles and applications in the standards. From the first day of teaching figurative language, the teacher begins to teach concepts related to each example of figurative language with the goal of increasing students comfort not only with recognizing different forms but in utilizing them as well. This is where the teacher applies strategies related to embodied cognition. See the example provided below.

The teacher shows the class the following picture and asks them what figurative language they will be covering today in class.