

SILVIA ROSENTHAL TOLISANO
JANET A. HALE

A GUIDE TO
DOCUMENTING
Learning

Making Thinking **Visible,**
Meaningful,
Shareable,
and Amplified

FOREWORD BY ALAN NOVEMBER

Thank you

FOR YOUR
INTEREST IN
CORWIN

Please enjoy this complimentary excerpt from *A Guide to Documenting Learning* by Silvia Tolisano and Janet Hale. This resource provides guidance for participating in blogging challenges, which provide opportunities to develop your documenting skills.

LEARN MORE about this title, including Features, Table of Contents and Reviews.

EXCERPT FROM CHAPTER 9

DOCUMENTING WITH AUDIO, VIDEO, AND BLOGGING PLATFORMS AND TOOLS IN MIND

Blogging Challenge. There are many blogging challenges available online for educators and students to participate in individually or collaboratively. These challenges range from a task that teaches the blogger the logistics of blogging to connecting bloggers with like interests to share and discuss topics to write about in future posts. Participating in a challenge gives learners documenting opportunities that provide visible patterns, trends, and growth over time.

As a professional learning or student documenter-blogger, participating in a formal blogging challenge project from *Edublogs Teacher Challenges* may prove beneficial, especially if new to this platform. The Edublogs website provides four challenge categories to choose from:

- Blogging with Students (for Educators)
- Blogging Boot Camp (for Students)
- Personal (or Professional) Blogging (for Educators)
- Building your PLN (which includes some blogging aspects)

For educators and students who already have a comfort level with blogging, there have been numerous examples throughout this book that have incorporated the use of blog posts as an avenue for sharing and amplifying evidence of learning artifacts. Beyond thinking about how to use blog posts strategically in future documenting opportunities, designing or participating in more advanced challenges can be an excellent way to crowdsource learning moments and document a variety of learning focuses and goals.

Conduct a search for *blogging challenge*, and myriad hits will appear. Narrowing down the search by adding a descriptor may prove beneficial (e.g., *blogging challenge for elementary students*). Remember that one of the key purposes for participating in blogging challenges is to capture evidence of one's thinking at that particular time. It is not about being perfect in conveying thoughts, grammar, or punctuation; or being an expert in a topic or concept. It is about being transparent in what someone is learning or discovering and how that is affecting him or her at that moment.

For blogging inspiration, Image 9.3 contains a *Documentation & Blogging Challenge* that blends some of the documentation activities and examples shared in this book with classic blogging topics. While growth over time is limited in this challenge versus a year's worth of posts to reflect on or analyze based on a consistent topic or theme, it is often surprising to discover nuances in one's posting practices that become visible in just a short period of time. For a full explanation of each of the 18 challenges, scan QR code 9.11 or go directly to www.documenting4learning.com.



QR Code 9.11



















Scan this QR code to go to the Documenting4Learning website and access the *Documentation & Blogging Challenge* details.

<http://langwitches.me/blogging-challenge>

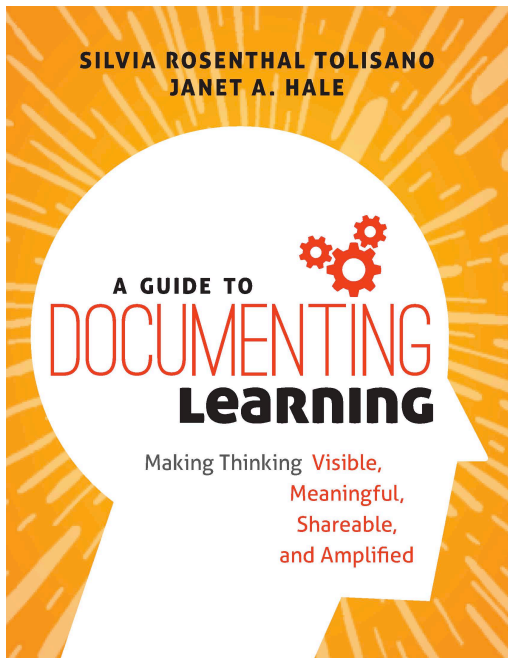


Image 9.3

DOCUMENTATION & BLOGGING CHALLENGE









<p>Challenge 1</p>  <p>Write an "About Me" Page</p>	<p>Challenge 2</p>  <p>Notecard Confession Video</p>	<p>Challenge 3</p>  <p>Capture Learning</p>	<p>Challenge 4</p>  <p>Interview</p>	<p>Challenge 5</p>  <p>The 1-Day-Blue Challenge</p>	<p>Challenge 6</p>  <p>Screencasting</p>
<p>Challenge 7</p>  <p>Learning Goals?</p>	<p>Challenge 8</p>  <p>Quote</p>	<p>Challenge 9</p>  <p>Your "Life as a Reader"</p>	<p>Challenge 10</p>  <p>Sketchnote - Out of Your Comfortzone</p>	<p>Challenge 11</p>  <p>Video Scavenger Hunt</p>	<p>Challenge 12</p>  <p>Book Review</p>
<p>Challenge 13</p>  <p>30-Second Video #eduin30</p>	<p>Challenge 14</p>  <p>A Day in Your Life</p>	<p>Challenge 15</p>  <p>Learn - Reflect -Share</p>	<p>Challenge 16</p>  <p>Share 5 Favorite Blogs You Read</p>	<p>Challenge 17</p>  <p>Amplify Your Reflection</p>	<p>Challenge 18</p>  <p>5 Potential Future Blog Posts</p>

www.documenting4learning.com



A GUIDE TO DOCUMENTING LEARNING

MAKING THINKING VISIBLE, MEANINGFUL, SHAREABLE, AND AMPLIFIED

<p>1,2,&3 CHAPTERS</p>  <p>Foundation</p>	<p>4&5 CHAPTERS</p>  <p>Engagement, Sharing, & Amplifying</p>
<p>6&7 CHAPTERS</p>  <p>Framework</p>	<p>8 & 9 CHAPTERS</p>  <p>Tools & Platforms</p>
<p>10 CHAPTER</p>  <p>Unpacking</p>	<p>11 CHAPTER</p>  <p>Challenge</p>
<p>12 CHAPTER</p>  <p>Branding</p>	<p>13 CHAPTER</p>  <p>Moving Forward</p>